




## Replacement Parts and Accessories








### Driver Bits

Our industrial-grade driver bits are specially designed for a secure fit with the recess of Simpson Strong-Tie® fasteners. Available in both square and six-lobe drive configurations, our bits will outperform sub-standard bits commonly prone to cam-out and stripping.

#### Square Drive

Driver Bits	Model No.	Drive	Bit Length (mm)	Bit Type	Pack Qty
	<b>BIT1S-2-RC3</b>	#1 Square drive	50	Power Bits	3
	<b>BIT2S-2-RC3</b>	#2 Square drive			
	<b>BIT2SU-2-RC3</b>	#2 Undersize Square drive			

#### 6-Lobe

Driver Bits	Model No.	Drive	Bit Length (mm)	Bit Type	Pack Qty
	<b>BIT15T-2-RC3</b>	T-15 6-lobe drive	50	Power Bits	3
	<b>BIT20T-2-RC3</b>	T-20 6-lobe drive			
	<b>BIT25T-2-RC3</b>	T-25 6-lobe drive			
	<b>BIT30T-2-RC3</b>	T-30 6-lobe drive			
	<b>BIT40T-134-RC3</b>	T-40 6-lobe drive	45	Power Bits	